





Nickel City Classic 2016

Meet Results

Jan 29-31, 2016

Page: 1
 Printed: 2/1/2016 11:38:12 AM
 Women / 6 / All Ages
 Session: 7
 Judge's Signatures





Rank	Num	Name	Gym					AA
1	1006	Addison Leasor	Eagle	9.375 17T	9.525 1	9.675 2T	9.850 1	38.425 1
2	1007	Belle McKee	Eagle	9.300 22T	9.250 3	9.700 1	9.800 2	38.050 2
3	1003	Mollie Haus	Eagle	9.600 3T	9.000 8	9.675 3T	9.700 5	37.975 3
4	1052	Hannah Teoro	Hamburg Gymnastic	9.375 18T	8.950 9T	9.375 9T	9.775 3	37.475 4
5	1071	Claire Huber	Turners	9.600 4T	8.725 21T	9.500 4	9.350 17T	37.175 5
6	1008	Paige Mattoon	Eagle	9.450 11T	8.650 25T	9.375 10T	9.525 10	37.000 6
7T	1034	Caitlyn McLaughlin	OPG	9.600 5T	9.075 5*	8.950 35T	9.275 25	36.900 7T
8T	1049	Hannah Fox	Hamburg Gymnastic	9.450 12T	9.075 4*	9.450 6	8.925 42T	36.900 8T
9	1055	Madelyn Ingraham	Hamburg Gymnastic	9.325 21	8.900 11T	9.400 8	9.225 26	36.850 9
10T	1054	Emily Wilk	Hamburg Gymnastic	9.300 23T	8.600 30T	9.325 14T	9.550 9	36.775 10T
11T	1074	Madison Maas	BrightRaven	9.250 30T	8.725 22T	9.425 7	9.375 16	36.775 11T
12T	1004	Katherine Ergil	Eagle	8.750 63T	8.875 13	9.350 12T	9.725 4	36.700 12T
13T	1051	Nicole Lonski	Hamburg Gymnastic	9.400 15T	9.050 6T	8.800 43T	9.450 11T	36.700 13T
14	1061	Julia Patti	Summit Gymnastics	9.275 26T	8.850 14	9.050 28	9.450 12T	36.625 14
15	1030	Emily Winter	OPG	9.225 33T	8.650 26T	9.375 11T	9.300 21T	36.550 15
16	1037	Savannah Thompson	Team Lightning	9.150 41T	8.825 15	9.100 25T	9.400 14T	36.475 16
17	1066	Haley Bolon	BrightRaven	9.175 38T	8.550 35T	9.325 15T	9.300 22T	36.350 17
18	1063	Devin Feeley	Summit Gymnastics	9.175 39T	8.750 20	8.975 33T	9.400 15T	36.300 18
19	1046	Kaley Bristow	GC2	9.050 46T	8.200 52T	9.350 13T	9.575 7T	36.175 19
20T	1076	Jillian Ambler	BrightRaven	9.525 10	8.600 31T	8.900 39T	9.100 33T	36.125 20T
21T	1025	Lauren Kimball	OPG	8.800 60T	8.900 12T	9.225 18T	9.200 27	36.125 21T
22	1058	Jordyn Mucklewee	Summit Gymnastics	8.950 54T	8.550 36T	8.925 37T	9.650 6	36.075 22
23T	1043	Kelsey Terrell	GC2	9.550 7T	8.300 48T	8.975 34T	9.175 28	36.000 23T
24T	1050	Samantha Vail	Hamburg Gymnastic	8.750 64T	8.800 16T	9.125 23T	9.325 19T	36.000 24T

Nickel City Classic 2016

Meet Results

Jan 29-31, 2016

Page: 2
 Printed: 2/1/2016 11:38:12 AM
 Women / 6 / All Ages
 Session: 7





Rank	Num	Name	Gym					AA
25	1053	Katherine Nyhart	Hamburg Gymnastic	8.950 55T	8.600 32T	9.275 16T	9.125 31T	35.950 25
26	1026	Lindsey Weissman	OPG	9.100 45	8.800 17T	9.100 26T	8.900 44T	35.900 26
27	1070	Bria Danesi	BrightRaven	9.550 8T	8.500 40	9.000 29T	8.800 54	35.850 27
28	1035	Jocelyn Teresi	Team Lightning	9.000 48T	8.650 27T	9.000 30T	9.125 32T	35.775 28
29	1057	Riley Bernas	Summit Gymnastics	9.375 19T	8.450 41T	9.000 31T	8.850 52T	35.675 29
30	1065	Abby Siener	Summit Gymnastics	9.200 35T	8.300 49T	8.775 46	9.350 18T	35.625 30
31	1048	Autumn Mathisen	Brockport Jr Eagles	8.750 65T	8.600 33T	9.150 21T	9.100 34T	35.600 31
32	1075	Camryn Smith	Turners	9.375 20T	8.625 28T	8.475 57T	9.100 35T	35.575 32
33T	1032	Jessica Carey	OPG	9.625 2	8.350 47	9.125 24T	8.400 73	35.500 33T
34T	1056	Gianna Muriel	Hamburg Gymnastic	9.425 14	8.375 45T	8.625 51T	9.075 37T	35.500 34T
35T	1045	Morgan Griffin	GC2	9.275 27T	8.150 55T	8.700 48	9.300 23T	35.425 35T
36T	1020	Naomi Lamb	Team Lightning	9.200 36T	8.800 18T	8.375 65T	9.050 39	35.425 36T
37T	1040	Shawna Bush	GC2	9.550 9T	8.950 10T	8.450 61T	8.450 71T	35.400 37T
38T	1038	Paige Zaifert	OPG	9.000 49T	8.125 59	8.825 41T	9.450 13T	35.400 38T
39	1069	Jaina Dulniak	Turners	9.450 13T	8.525 38T	8.500 56	8.875 49T	35.350 39
40T	1023	Quinn Benchley	Tumble Bee	9.250 32*	8.000 62T	9.175 20	8.900 46*	35.325 40T
41T	1041	Anabella Burchanowski	Team Lightning	9.250 31*	8.700 23	8.475 58T	8.900 45*	35.325 41T
42	1028	Kelsey Sainsbury	OPG	9.150 42T	8.575 34	8.800 44T	8.750 58T	35.275 42
43	1021	Madison Connors	Tumble Bee	9.125 44	8.150 56T	9.225 19T	8.750 59T	35.250 43
44T	1077	Grace Clement	Turners	9.175 40T	8.775 19	8.650 50	8.600 68	35.200 44T
45T	1067	Singo Lekeuneu	Turners	9.150 43T	8.300 50T	8.675 49	9.075 38T	35.200 45T
46	1081	Naimah Muhammad	BrightRaven	9.675 1	7.900 64T	8.475 59T	9.100 36T	35.150 46
47	1064	Paige Siener	Summit Gymnastics	8.450 75	8.400 44	9.075 27	9.150 29T	35.075 47
48	1042	Allie Pelletier	Team Lightning	9.000 50T	9.050 7T	8.900 40T	8.100 75	35.050 48

Nickel City Classic 2016

Meet Results

Jan 29-31, 2016

Page: 3
 Printed: 2/1/2016 11:38:13 AM
 Women / 6 / All Ages
 Session: 7





Rank	Num	Name	Gym					AA
49	1078	Jaceyln Taggart	BrightRaven	9.600 6T	8.200 53T	8.475 60T	8.750 60T	35.025 49
50	1022	Anna McGuigan	Tumble Bee	9.300 24T	8.300 51T	8.450 62T	8.925 43T	34.975 50
51T	1009	Bryar Childs	G2-PA	9.275 28T	7.700 70T	8.400 64	9.575 8T	34.950 51T
52T	1047	Carli Kirkwood	Brockport Jr Eagles	8.850 58T	7.850 66T	9.275 17T	8.975 40	34.950 52T
53	1080	Avery White	Turners	9.200 37T	8.375 46T	8.550 55	8.775 55T	34.900 53
54T	1010	Madison Miller	G2-PA	8.850 59T	7.450 74	9.150 22T	9.300 24T	34.750 54T
55T	1082	Caitlin Folga	Turners	9.000 51T	8.150 57T	8.825 42T	8.775 56T	34.750 55T
56	1044	Kendra Crane	Team Lightning	9.400 16T	8.175 54	8.200 71	8.950 41	34.725 56
57T	1014	Avery Blackmer	Team Lightning	8.800 61T	7.650 72	8.925 38T	9.325 20T	34.700 57T
58T	1019	Lauren Hain	Team Lightning	8.625 71	8.425 43	9.000 32T	8.650 65T	34.700 58T
59T	1012	Emma Saulter	G2-PA	9.300 25T	8.150 58T	8.250 69T	8.850 53T	34.550 59T
60T	1033	Kadence Skrbin	Team Lightning	9.050 47T	8.000 63T	8.750 47	8.750 61T	34.550 60T
61T	1017	Elli Gruwell	Team Lightning	8.950 56T	8.525 39T	8.625 52T	8.450 72T	34.550 61T
62	1024	Lexi Rodemoyer	Team Lightning	8.575 73	8.450 42T	8.600 53	8.875 50T	34.500 62
63	1079	Kylie Newton	Turners	9.275 29T	7.825 68	8.000 74	9.150 30T	34.250 63
64	1031	Reagan Rand	Team Lightning	8.650 70	8.625 29T	8.450 63T	8.350 74	34.075 64
65T	1013	Selin Sumer	G2-PA	8.700 67T	7.400 75	8.950 36T	8.625 67	33.675 65T
66T	1068	Cecily Kolko	BrightRaven	8.750 66T	7.850 67T	8.375 66T	8.700 62T	33.675 66T
67	1015	Kayla Forsythe	Team Lightning	8.525 74	8.550 37T	7.425 79	8.875 51T	33.375 67
68	1084	Keelin Morales	Cutting Edge	8.400 76	7.800 69	8.250 70T	8.900 47T	33.350 68
69	1011	Laci Miller	G2-PA	8.700 68T	7.300 76	8.325 68	8.775 57T	33.100 69
70	1083	Mikayla Gunn	Cutting Edge	8.800 62T	7.500 73	8.050 73	8.700 63T	33.050 70
71	1027	Haley Martucci	Team Lightning	8.700 69T	7.900 65T	7.575 76T	8.700 64T	32.875 71
72	1018	Elizabeth Gunther	Team Lightning	8.350 77T	8.050 61	7.775 75	8.650 66T	32.825 72

Nickel City Classic 2016

Meet Results

Jan 29-31, 2016

Page: 4
 Printed: 2/1/2016 11:38:13 AM
 Women / 6 / All Ages
 Session: 7

Rank	Num	Name	Gym					AA
73	1039	Wendy Veit	Team Lightning	8.900 57	7.700 71T	7.575 77T	8.550 69	32.725 73
74	1029	Jenna Miller	Team Lightning	8.350 78T	8.075 60	8.150 72	7.800 76T	32.375 74
75	944	Kaitlyn Martin	GC2	9.000 52T	6.750 77	8.800 45T	7.800 77T	32.350 75
76	1005	Rose Kendrick	Eagle	9.225 34T	9.500 2	9.475 5	0.000 78T	28.200 76
77	1060	Molly Acquard	Summit Gymnastics	8.600 72	0.000 78T	8.350 67	8.900 48T	25.850 77
78	1072	Rachel Leatt	BrightRaven	9.000 53T	0.000 79T	7.550 78	8.500 70	25.050 78
79	1036	Arianna Devlin	OPG	0.000 79	8.675 24	8.575 54	0.000 79T	17.250 79