

Nickel City Classic

Team Results





Feb 6-8, 2015

Page: 1

Printed: 2/6/2015 6:17:36 PM

Women / All Levels / All Ages

Session: 3

Rank	Gym	Team	Score				
1	GSA	*	187.150	48.100 1	45.900 3	46.500 1	46.650 1
2	Niagara	*	186.700	47.800 3T	46.650 1	45.950 4	46.300 2
3	OPG	*	186.325	47.800 3T	46.300 2	46.175 2	46.050 3
4	Summit Gymnastics	*	184.925	48.025 2	45.300 5	45.975 3	45.625 4
5	Team Flyers	*	181.550	46.600 5	45.750 4	44.175 5	45.025 5
6	Greater Buffalo	*	173.925	44.775 6	43.250 6	41.925 6	43.975 6